




## ZIPPER 105

### WSZIP105

- Cuts porcelain, granite, marble, single and double fired, brick, cement and more.
- Tilting motor assembly for bevel cuts 0° to 45°
- Sliding motor assembly.
- Belt driven 2.2hp motor.
- 110 volts. | 25 amps.
- 3,360 RPM | 2,400 blade rotation.
- Optimized motor torque and cutting capacity.
- Four readjustable polypropylene pulleys.
- Reinforced internal bearings.
- Cast and extruded aluminum framework.
- Extruded aluminum rail.
- Adjustable cutting depth.
- Maximum cutting depth 120mm in a single-pass; 240mm in double-pass.
- Adjustable square for long lasting precision.
- Telescopic legs with double-safety device.
- Floating blade guard remains in contact with tile.
- Accomodated 12" and 14" blade.
- Easy-to remove 10gal. polypropylene basin.
- Heavy duty water pump.
- Two jet nozzles for superior blade cooling.

CUTTING THICKNESS	MITER THICKNESS	CUTTING LENGTH	CUTTING WIDTH	DIAGONAL CUT	DIMENSIONS	UNIT NET WEIGHT
120mm 4 <sup>3</sup> / <sub>4</sub> "	80mm 3 <sup>1</sup> / <sub>8</sub> "	105cm 41 <sup>3</sup> / <sub>8</sub> "	∞	75 x 75 cm 29 <sup>1</sup> / <sub>2</sub> " x 29 <sup>1</sup> / <sub>2</sub> "	145 x 70xh 95cm 57" x 27" xh 37"	84kg 185.2 lbs.


# ZIPPER SERIES



# ZIPPER SERIES




## ACCESSORIES



### DSRDBC

Red brick dressing stone used for all diamond blades.  
45 x 230xh 25 mm  
1.75" x 9" xh 1"



### WSEXTKIT

Folding side extensions and 90° sliding square for ALL Zipper saws.



### WSBROLL

Side roller bench.  
Free-standing 28"x20"  
5-roller bench.  
Adjustable legs.



### WSMSQ

Easy to install side square. Set up on right side of saw.



### WSTH105

Side roller bench.  
Free-standing  
28" x 20" work area  
with five rollers.  
Adjustable legs.



### WSSQ9045LEFT

Sliding square for  
45° and 90° angles.



### WSSQ9045

Sliding square for  
45° and 90° angles.



### WSSQ90

Sliding square  
for 90° angles.



### WSMSQP

Side roller bench.  
Free-standing 28" x  
20" work area with five  
rollers.  
Adjustable legs.



### WS8FL

8" flange for 12" and  
14" blade, provides  
maximum hold and  
rigidity.