






GLADIATOR 105

WSGLA105

- Cuts porcelain, granite, marble, single and double fired, brick, cement and more.
- Tilting motor assembly for bevel cuts 0° to 45°
- Sliding motor assembly.
- Belt driven 1.5hp motor.
- 3,360 RPM | 2,400 blade rotation.
- Optimized motor torque and cutting capacity.
- Four readjustable polypropylene pulleys.
- Reinforced internal bearings.
- Cast and extruded aluminum framework.
- Extruded aluminum rail.
- Adjustable cutting depth.
- Maximum cutting depth 80mm in a single-pass; 150mm in double-pass.
- Adjustable square for long lasting precision.
- Telescopic legs with double-safety device.
- Floating blade guard remains in contact with tile.
- Accomodated 10" blade.
- Easy-to remove 10gal. polypropylene basin.
- Heavy duty water pump.
- Two jet nozzles for superior blade cooling.

CUTTING THICKNESS	MITER THICKNESS	CUTTING LENGTH	CUTTING WIDTH	DIAGONAL CUT	DIMENSIONS	UNIT NET WEIGHT
80mm	55mm	105cm	∞	75 x 75 cm	145 x 70xh 79cm	64kg
3 1/8"	2 1/8"	41 3/8"		29 1/2" x 29 1/2"	57" x 27" xh 31"	141 lbs.

GLADIATOR SERIES



GLADIATOR SERIES




ACCESSORIES



DSRDBC

Red brick dressing stone used for all diamond blades.
45 x 230xh 25 mm
1.75" x 9" xh 1"



WSEXTKIT

Folding side extensions and 90° sliding square for ALL Gladiator saws.



WSBROLL

Side roller bench.
Free-standing 28"x20"
5-roller bench.
Adjustable legs.



WSMSQ

Easy to install side square. Set up on right side of saw.



WSTH105

Tile holder for multiple tiles during the cutting process.



WSSQ9045LEFT

Sliding square for 45° and 90° angles.



WSSQ9045

Sliding square for 45° and 90° angles.



WSSQ90

Sliding square for 90° angles.



WSMSQP

Side roller bench.
Free-standing 28" x 20" work area with five rollers.
Adjustable legs.